

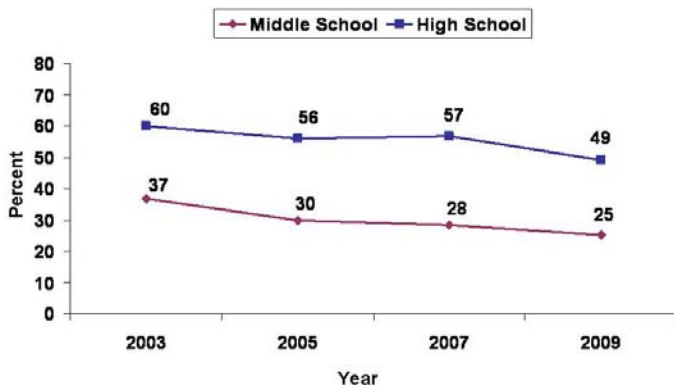
2009 Georgia Data Summary: YOUTH TOBACCO USE



The earlier tobacco use begins, the more likely a lifestyle pattern will develop that includes tobacco use, resulting in increased risk for tobacco-related illnesses such as lung cancer, heart disease, and emphysema.⁴

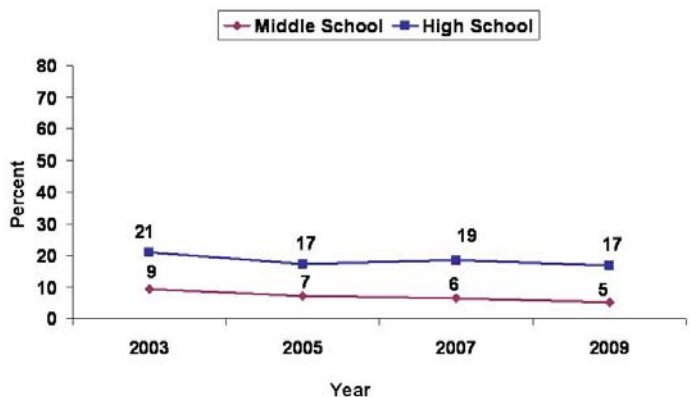
Cigarette Use Trends among Public Middle and High School Students

Figure 1. Percent of students who have ever tried cigarettes, Georgia, 2003, 2005, 2007, & 2009



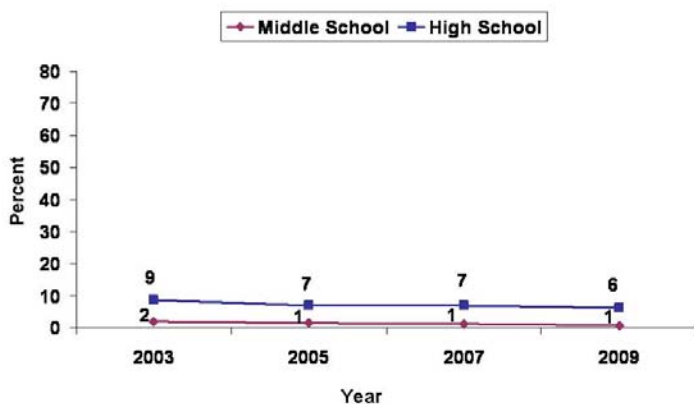
About **91,000 (25%)** middle school students and **210,000 (49%)** high school students reported ever trying to smoke cigarettes, even one or two puffs. Since 2003, the prevalence of students who have ever tried cigarette smoking has decreased by 32% among middle school students and 18% among high school students (Fig. 1).^{1,3}

Figure 2. Percent of students who currently smoke cigarettes, Georgia, 2003, 2005, 2007, & 2009



Approximately **19,000 (5%)** middle school students and **72,000 (17%)** high school students currently smoke cigarettes. The current smoking prevalence has decreased by 44% among middle school students and 19% among high school students since 2003 (Fig. 2).^{1,3}

Figure 3. Percent of students who smoke cigarettes frequently, Georgia, 2003, 2005, 2007, & 2009

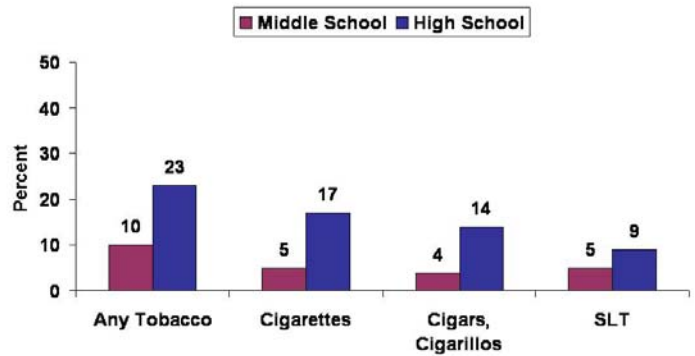


In 2009, about **3,000 (1%)** middle school students and **27,000 (6%)** high school students admitted to smoking cigarettes on 20 or more of the past 30 days (frequently). Since 2003, the prevalence of students who frequently smoke cigarettes declined by 50% among middle school students and 33% among high school students (Fig. 3).^{1,3}

Current Tobacco Use

- About **35,000 (10%)** middle school students and **98,000 (23%)** high school students use any form of tobacco (Fig. 4)¹
- The prevalence of use of cigarettes, cigars/cigarillos (**16,000; 4%**), and smokeless tobacco (**20,000; 5%**) is about the same among middle school students (Fig. 4)¹
- High school students are more likely to smoke cigarettes, followed by cigars/cigarillos (**62,000; 14%**) and smokeless tobacco (SLT) (**38,000; 9%**) (Fig. 4)¹

Figure 4. Percentage of youth who currently use tobacco, Georgia, 2009



Current Cigarette Use by Demographics

- The current smoking prevalence among male (**11,000; 6%**) middle school students was slightly higher than females (**8,000; 4%**) (Fig. 5)¹
- Male (**40,000; 20%**) high school students smoked more than females (**32,000; 15%**) (Fig. 5)¹
- Smoking prevalence did not vary significantly by race and ethnicity among middle school students (Fig. 6)¹
- Non-Hispanic white (**24%**) high school students had the highest smoking prevalence, followed by Hispanic (**16%**) and non-Hispanic black (**9%**) students (Fig. 6)¹
- Smoking prevalence increases with increasing grade level (Fig. 7)¹

Figure 5. Percentage of youth smokers, by school type and sex, Georgia, 2009

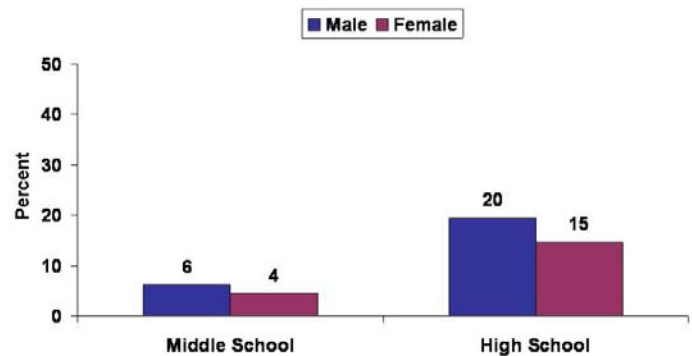


Figure 7. Percentage of youth smokers, by school grade, Georgia, 2009

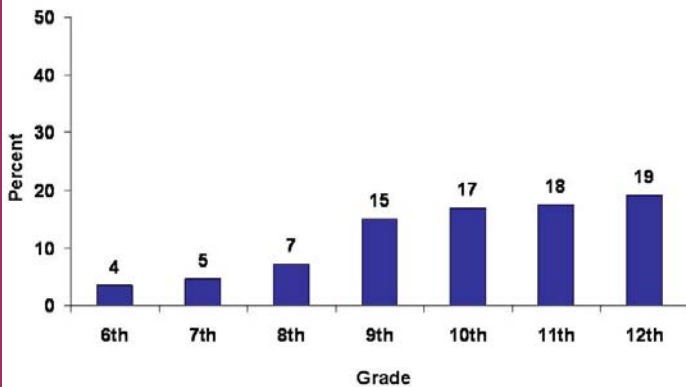
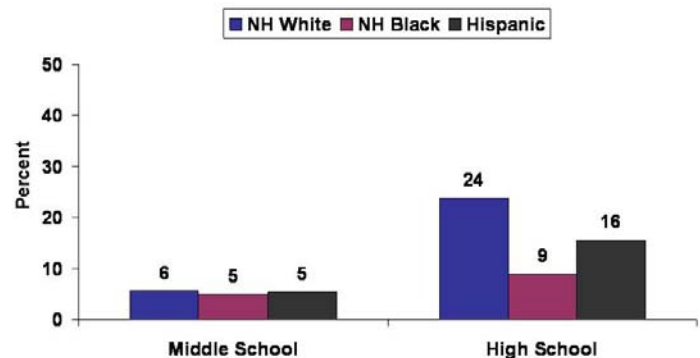


Figure 6. Percentage of youth smokers, by school type and race/ethnicity, Georgia, 2009

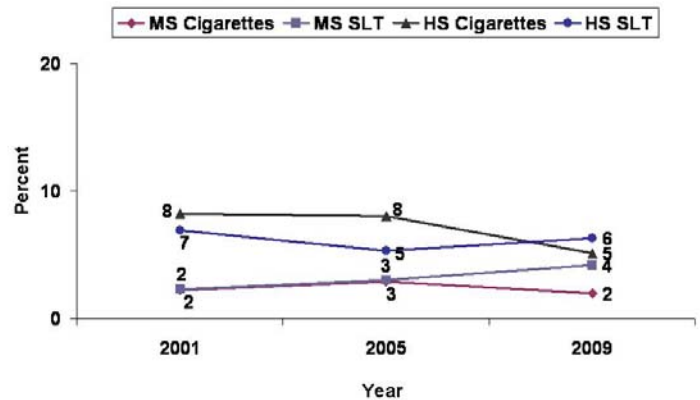


*NH= non-Hispanic

Miscellaneous

- Youth cigarette smoking on middle (MS) and high (HS) school property has declined since 2005, however, use of smokeless tobacco (SLT) has not declined on school property (Fig. 8)^{2,4}
- In the past 30 days, about **56%** of current middle school and **58%** of current high school smokers under age 18 bought cigarettes in a store without being asked to show proof of age²
- About **56%** of high school students who currently smoke cigarettes tried to quit during the past year¹

Figure 8. Percentage of youth who smoked cigarettes or used smokeless tobacco on school property, Georgia, 2001, 2005, and 2009

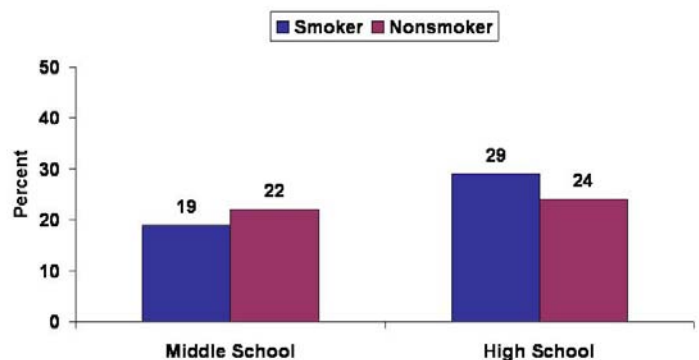


“No amount of secondhand smoke is safe”—2006 Surgeon General Report⁵

Secondhand Smoke Exposure and Asthma

- About **46%** of middle school students and **56%** of high school students rode in a car or were in the same room with someone who smoked for at least one of the past seven days²
- Approximately **19%** of current middle school cigarette smokers and **22%** of nonsmoking middle school students have been diagnosed with asthma (Fig. 9)¹
- About **29%** of current high school cigarette smokers and **24%** of nonsmoking high school students have been diagnosed with asthma (Fig. 9)¹

Figure 9. Percentage of youth with asthma by school type and smoking status, Georgia, 2009



Description of Terms

- Current smoker: Youth who has smoked at least one cigarette in the past 30 days
- Frequent smoker: Youth who has smoked on at least 20 days of the past 30 days
- Smokeless Tobacco (SLT): Includes chewing tobacco, snuff, or dip
- Cigarillos: Little cigars
- Any tobacco: Includes cigarettes, cigars/cigarillos, and smokeless tobacco
- Secondhand smoke: Smoke emitted from the end of a burning cigarette, cigar, or pipe

Data sources:

- 2009 Georgia Youth Risk Behavior Survey (YRBS) Data
- 2009 Georgia Youth Tobacco Survey (YTS) Data
- 2003, 2005, & 2007 Georgia Youth Risk Behavior Survey (YRBS) Data
- 2005 Georgia Youth Tobacco Survey Report (<http://www.health.state.ga.us/epi/cdiee/tobaccouse.asp>)
- U.S. DHHS. *The Health Consequences of Involuntary Tobacco Smoke: A Report of the Surgeon General*, 2006 (<http://www.cdc.gov/tobacco>)

Date updated: October 2009

Visit <http://www.health.state.ga.us/epi/cdiee/tobaccouse.asp> for more information about tobacco use in Georgia

Visit <http://health.state.ga.us/programs/tobacco/index.asp> for more information about the Georgia Tobacco Use Prevention Program

QUITTING TAKES PRACTICE!

The Georgia Tobacco Quit Line is available for all Georgians 13 years of age and older who want to quit using tobacco. To receive free counseling, support, and referral services call:



1-877-270-STOP (English)

1-877-2NO-FUME (Spanish)

1-877-777-6534 (Hearing Impaired)

www.livehealthygeorgia.org/quitLine/index.shtml

Georgia Smokefree Air Act of 2005

A smokefree public place must prohibit smoking twenty-four hours per day and post the appropriate signage noting the state health code for the Georgia Smokefree Air Act of 2005 (O.C.G.A. 31-12A-1 et seq). For more information on the law, visit our web sites:

<http://dhr.Georgia.gov/gasmokefreeair>

www.livehealthygeorgia.org



**Live
Healthy
Georgia**



Reduce your risk of developing chronic conditions and diseases.

Eat Healthy.

A healthy eating plan is one that emphasizes fruits, vegetables, whole grains, and fat-free or low-fat milk and milk products; includes lean meats, poultry, fish, beans, eggs, and nuts; and is low in saturated fats, trans fats, cholesterol, salt (sodium), and added sugars.

Be active.

Participating in regular physical activity can help to reduce many risk factors associated with chronic diseases, including obesity and high blood pressure.

Be smoke free.

Quitting smoking lowers the chance of having cancer, heart attack, or stroke and improves overall health and well-being, regardless how long a person has been smoking.

Get checked.

Undergoing routine physical check-ups and screenings can prevent some chronic diseases and detect other chronic diseases earlier when treatment may be more effective.

Be positive.

A positive attitude contributes to your overall well-being.

Following these guidelines can greatly reduce the chances of developing a chronic disease, leading to an improved quality of life and reduced healthcare costs.

For more information on the Live Healthy Georgia campaign, visit www.livehealthygeorgia.org.